

Memory game: Match

This is a game for 2 players.

You will need:

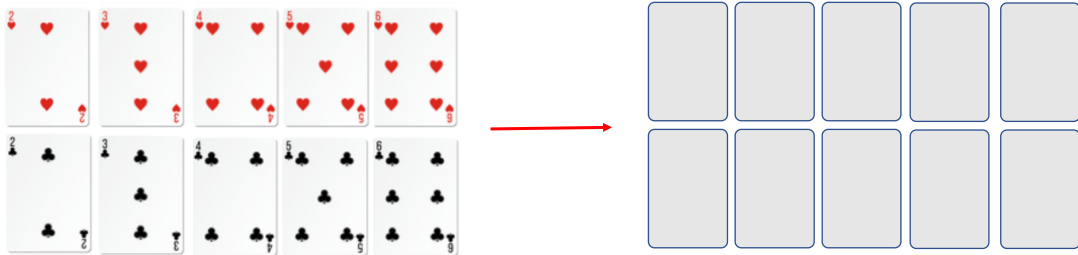
- a pack of playing cards.

Remove the coloured cards (King, Queen, Jack), Jokers, 10 cards and any card game rules which may have been included in your pack of cards.

You will need only the Ace to 9 cards. Ace has a value of 1 in this activity.


Memory game: Match

You will need only a few cards at first. Take these cards from your pack of cards, shuffle them and place them face down on the table.



Memory game: Match

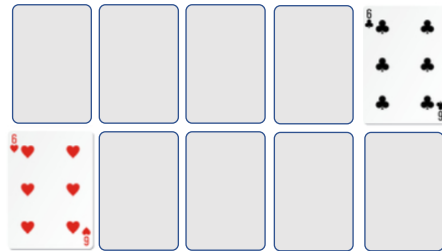
Take turns to turn over two cards. If the cards have the same number on them, they can be removed by the player. If the cards don't have the same number on them, the player must turn them over. The player with the most pairs wins the game.



Player 1

Memory game: Match


Player 2 has found two cards with the same number on them. They can remove the cards from the table.



Player 2

Memory game: Match

Player 2 has turned over two cards that don't match. These must be turned over again and Player 1 take their turn.




Player 1



Memory game: Match

Player 2 has turned over two cards that don't match. They must turn the cards over.

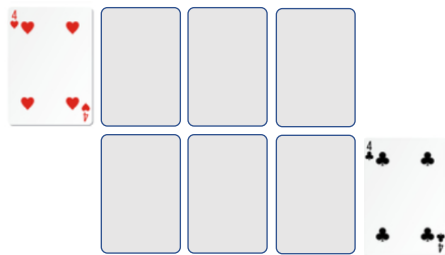


Player 2



Memory game: Match

Player 1 has turned over two cards that match. They can be removed from the table. The game continues until all the matching pairs of cards have been found.



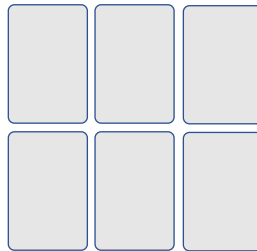
Player 1



Memory game: Match

The player with the most cards wins the game.

Tip: Always start the game with an odd number of pairs to avoid a draw



Player 1



Memory game: Match

Vary this game by....

- changing the cards
- increasing the number of cards

